



Thermodynamic
Performance Monitoring Appreciation Training
- Thermal Power Plant

about **ACTSYS** process management
consultants pte ltd

ACTSYS focus on power plant performance monitoring (both at combined cycle plant and conventional thermal power plant) using thermodynamic simulation tool, GateCycle. ACTSYS also conducts training to operational engineers to familiarize the thermodynamic basics of power plant equipments and systems. Typical training methodology and contents are detailed in this document.

thermodynamic performance monitoring
appreciation training

In the competitive power sector, it is imperative for operational and maintenance engineers working in the power plant to have knowledge of their plant's efficiency and performance factors. Such knowledge will enable them to understand the influence of various parameters on the equipment/system performance, which is vital for correct interpretation of the equipment/system behavior and to take necessary trouble shooting actions in case of malfunctioning of system/equipment/instrument.

This training aims to expose operational and maintenance engineers to various thermodynamic analysis that are pertaining to power plant performance analysis using hands-on excel based heat balance exercise and using thermodynamic simulation tool runs. This helps engineers to have better understanding of thermodynamic behavior of power plant equipments and systems.

Professional Engineer Board Singapore

For Singapore participants who attend this course, will be entitled to receive respective number of points from the Professional Engineer Board Singapore.

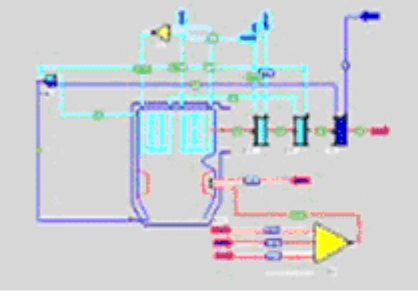

methodology: The training contents are customized according to the profiles of participants and their specific needs, if any. In general, the training program would cover the basics theory detailed thermodynamic calculation procedures, application of simulation models and discussion of real-time case studies.

various **key steps** are explained below:


- ❖ Fundamental basic thermodynamic first-principles of individual equipment would be highlighted to illustrate the significance of individual thermodynamic parameter. Energy and mass balance analysis of individual equipment and system would be discussed.
- ❖ Discussion on individual equipment theory would be supported with hands-on excel based exercise. With these exercises, engineers would see clearly the importance of individual parameters on individual equipment performance.
- ❖ Actsys would arrange temporary licence of Thermodynamic simulation tool, GateCycle to provide the hands on experience of doing sample heat balance model runs. This would help engineers to get familiarized in using simulation model heat balance analysis. During the process, the engineers would also learn the approach to perform thermodynamic analysis using real time data.
- ❖ At the end, real time case studies would be discussed to illustrate the data validation, heat balance analysis methods, calculation of performance factors of various factors, significance of various performance indices and performance monitoring methodology.

details of training contents:

Following are the broad outline of training modules of various sections of a conventional thermal power plant.

modules	key topics	details
<p>Boiler: In this module engineers would go through a complete energy balance and boiler efficiency calculation (as per ASME PTC 4 code) using hands on excel based exercise. Using simulation tool, they would also be shown the thermodynamic performance of boiler at various operating conditions using the thermodynamic simulation tool.</p>	<p>Basic Concept</p>	<ul style="list-style-type: none"> * Heat transfer basics of furnace (radiant zone), economizer and convection zone superheater. * Stoichiometric air calculation, adiabatic flame temperature, excess air calculation. * Boiler Efficiency calculation methods – Direct and Indirect.
	<p>Excel Based Exercise</p>	<ul style="list-style-type: none"> * Boiler efficiency calculations <ul style="list-style-type: none"> > Indirect method (ASME PTC 4) > Direct Method > Using simulation tool * Economiser & Superheater effectiveness * Air heater leakage
<p>Steam turbine: Interpretation of steam pressure, temperature and flow data to understand the impact of possible steam path performance deterioration factors such as stage fouling and leakage would be discussed along with the efficiency calculation.</p>	<p>GateCycle Based Exercise</p>	<ul style="list-style-type: none"> * Heat and mass balance simulation model run * Understanding the influence of various operating parameters on thermodynamic performance of boiler <ul style="list-style-type: none"> > Excess air > Fuel calorific value and moisture content > Boiler load > Feedwater temperature at economizer inlet > Air temperature at furnace inlet * Demonstration of predictive model usage
	<p>Basic Concept</p>	<ul style="list-style-type: none"> * Energy conversion in steam turbine * Steam turbine behavior at various operating conditions * Various performance indices (efficiency)
<p>Condenser: Influence of condenser performance on steam turbine power output and various factors that influence the condenser would be discussed. Engineers would be introduced to basics of HEI equation to calculate and predict the condenser performance at various operating scenarios. Hands-on calculations using excel sheets to find out the heat transfer coefficient and surface area of condenser would bring in much clarity in performance analysis of condenser.</p>	<p>Excel Based Exercise</p>	<ul style="list-style-type: none"> * Steam turbine efficiency <ul style="list-style-type: none"> > Enthalpy drop efficiency > Exhaust loss calculation > Control valve and stage loss * Steam turbine power generation calculation
	<p>GateCycle Based Exercise</p>	<ul style="list-style-type: none"> * Heat and mass balance simulation model run * Understanding the influence of various operating parameters on thermodynamic performance of steam turbine <ul style="list-style-type: none"> > Steam flow and extraction flow > Exhaust pressure and sliding pressure > HP Bypass operation * Demonstration of predictive model usage
	<p>Basic Concept</p>	<ul style="list-style-type: none"> * Energy balance calculation of condenser * Condenser behavior at various severe operating conditions such as air ingress, low CW flow, high CW temperature, plugged tubes, etc.
	<p>Excel Based Exercise</p>	<ul style="list-style-type: none"> * Condenser effectiveness * Calculation to find out heat transfer coefficient using HEI 8th & 9th edition method. * Calculation of circulating water flow
	<p>GateCycle Based Exercise</p>	<ul style="list-style-type: none"> * Heat and mass balance simulation model run * Understanding the influence of various operating parameters on thermodynamic performance of condenser <ul style="list-style-type: none"> > CW temperature > CW flow > Air ingress > Tube plugging * Demonstration of predictive model usage

modules	key topics	details
Feedwater heaters: Understanding of Feedwater heater performance and its impact on overall plant efficiency, are essential when there is a need to bypass a particular heater in case of problems like tube leakage.	Basic Concept	<ul style="list-style-type: none"> * Energy balance calculation of feed water heater * Influence of heater performance on the whole power plant and individual turbine will be discussed.
	Excel Based Exercise	<ul style="list-style-type: none"> * Feedwater heater performance > Calculation of extraction flow > Calculation of terminal temperature difference (TTD) and drain cooler approach (DCA) > Calculation of individual section effectiveness
	GateCycle Based Exercise	<ul style="list-style-type: none"> * Heat and mass balance simulation model run * Understanding the influence of various operating parameters on thermodynamic performance of feedwater heater > Tube fouling > Influence of one heater failure on another heater > Demonstration of predictive model usage
Boiler Feed Pump: Feed pump performance calculation to find out the power/steam consumption of the pump and efficiency interpretation would be discussed using excel based exercise.	Basic Concept	<ul style="list-style-type: none"> * Boiler feed pump performance * System performance * Boiler feed pump efficiency calculation
	Excel Based Exercise	<ul style="list-style-type: none"> * Boiler feed pump power consumption * Boiler feed pump efficiency
	GateCycle Based Exercise	<ul style="list-style-type: none"> * Heat and mass balance simulation model run * Demonstration of predictive model usage
FD/PA/ID fans: Fan performance at various operating condition would be discussed.	Basic Concept	<ul style="list-style-type: none"> * Fan performance * System performance
	Excel Based Exercise	<ul style="list-style-type: none"> * Fan performance * Fan efficiency at various IGV opening
	GateCycle Based Exercise	<ul style="list-style-type: none"> * Heat and mass balance simulation model run * Demonstration of predictive model usage



who should attend?

The course can customized to suit Thermal Power Plant staffs from operational, maintenance and instrumentation sections.

reference projects

- Training of maintenance & operational engineers
 - ❖ Tuas Power Plant
 - ❖ Combined Cycle Power Plant
 - ❖ 4 x 367 MW
 - ❖ Singapore
- Training of performance engineers & operational staffs
 - ❖ Muara Karang Power plant
 - ❖ Oil fired thermal power plant
 - ❖ 2 x 200 MW
 - ❖ Indonesia
- Training of performance engineers and operational staffs
 - ❖ Gresik Power Plant
 - ❖ Oil fired thermal power plant
 - ❖ 2 x 200 MW
 - ❖ Indonesia
- Training of performance engineers and operational staffs
 - ❖ Paiton Power Plant
 - ❖ Coal fired thermal plant
 - ❖ 2 x 400 MW
 - ❖ Indonesia
- Training of performance engineers and operational staffs
 - ❖ Prai Power Plant
 - ❖ Combined Cycle Power Plant
 - ❖ 3 x 367 MW
 - ❖ Malaysia
- Training of performance engineers and operational staffs
 - ❖ Tanjung Bin Power Plant
 - ❖ Coal fired thermal plant
 - ❖ 1 x 700 MW
 - ❖ Malaysia